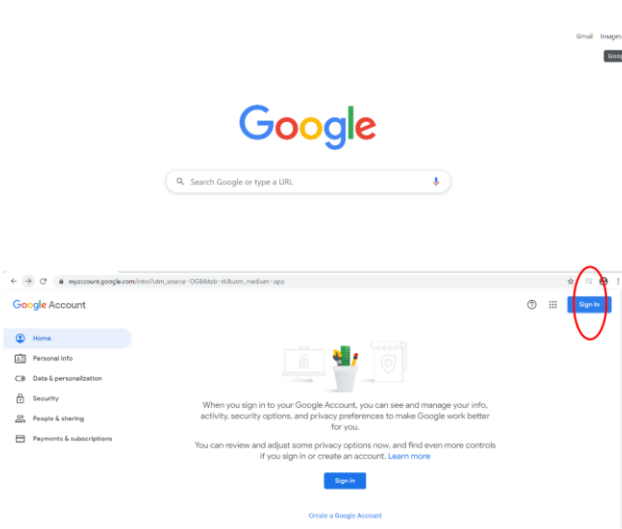


Quick guide to a secure Google Meet (With Screenshots)

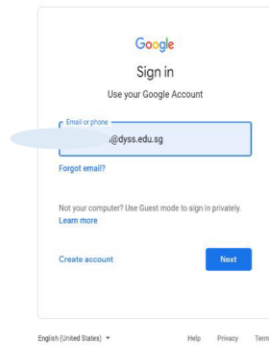
Laptop Users



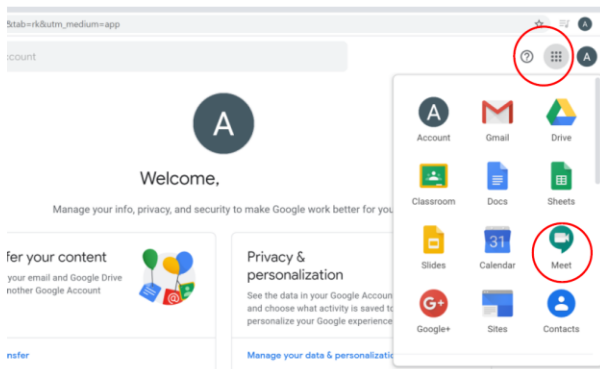
Install Google Chrome into your laptop if you do not have it.

If you have Google Chrome, make sure you are signed out from all other accounts.

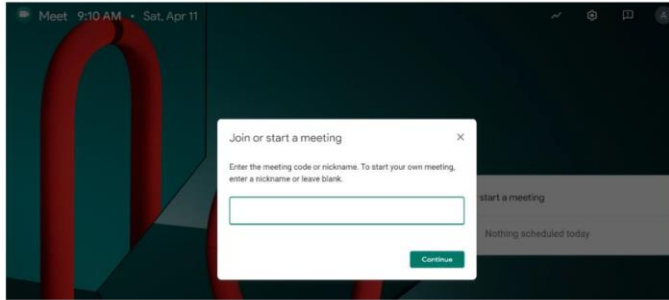
1. Open Chrome
2. Type google.com
3. Click on Google apps (Top right hand corner)
4. Click Sign in



5. Key in your DYSS Mail
6. Key in your password



7. Click on google app and search for Meet



7. Key in the meeting code (10 letters without the hyphens) sent by your teachers. (through SLS/Google Classroom/ Whatsapp)

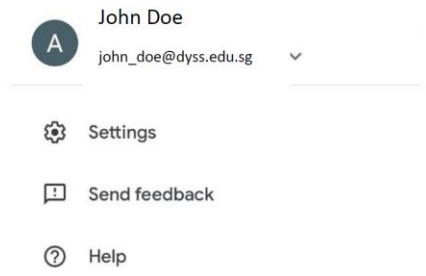
<https://meet.google.com/zgj-pgvs-jnt>

For example ↑

Mobile Phone Users



1. Download Google Hangout by Meet app



2. Login using your DYSS email
3. Key in the meeting code (10 letters without the hyphens) sent by your teachers. (through SLS/Google Classroom/ Whatsapp)

<https://meet.google.com/zgj-pgvs-jnt>

For example ↑